

Packing List

Micro GC PRO Extension Boards

Inspection and Unpacking

CAUTION









Before performing the unpacking procedure be sure to wear an ESD (Electronic Static Discharges) strap.







Unpack the Micro GC PRO Extension Boards and accessories carefully and transfer to the work area, using proper handling techniques. Inspect the Micro GC PRO Extension Boards and accessories carefully for damage or signs of rough handling. Report damage to the carrier and to your local Agilent office.

See the packing list(s) below for the parts shipped with the different extension boards and board housing.



Packing lists

	Basic Extension Board	Analog Extension Board	Digital Extension Board	Extension Boards Housing
	CP741116	CP741117	CP741118	CP741119
Extension Board (packed in anti-static bag) <div style="display: flex; justify-content: space-around; margin-top: 10px;">    </div>				
Digital IO cable, 25 pins 	x			
Analog input cable, 15 pins 	x			
Small materials:				
Screws x 4 	x	x	x	x
Washer x 4 	x	x	x	
Standoff x 4 	x	x	x	

	Basic Extension Board	Analog Extension Board	Digital Extension Board	Extension Boards Housing
	CP741116	CP741117	CP741118	CP741119
Nut x 4		x	x	
				
Connector for Board stacking		x	x	
				
Cable for Boards Interconnection 0.5 meter		x	x	
				
Baseplate				x
				
Side panels (2)				x
				
CD-ROM	x	x	x	
				



© Agilent Technologies, Inc. 2016
Printed in The Netherlands
January 2016



G3581-90007