

# Analysis of Sulfonamides in River Water using EQuan, an Online Concentration Analysis System

Yoko Yamagishi, Thermo Fisher Scientific, Yokohama, Japan

## Introduction

Triple stage quadrupole LC-MS systems are often used for highly sensitive quantitative analyses of environmental pollutants. The performance of an LC-MS system is one important factor that determines if it will efficiently and accurately detect pollutants present at low concentrations in environmental samples. Another factor is the process by which the system pre-treats the samples.

In its sample pretreatment process, the EQuan system is able to quickly perform the time-consuming concentration process online, dramatically reducing the time required for analysis. Consequently, EQuan is capable of measuring multiple samples more efficiently than systems using off-line sample preparation, while reaching lower detection limits than are achievable with a conventional LC-MS/MS analysis.

### Key Words

- Antibiotics
- EQuan™
- LC-MS/MS
- Online Concentration
- Sulfonamides

## Experimental Conditions

Calibration standards were prepared using a mixed standard solution of the nine LC target sulfonamides (Kanto Chemical Co., Ltd.). For the test samples, river water collected in Kanagawa Prefecture was passed through a 0.4 µm filter prior to analysis.

### HPLC

Analytical Column:	Hypersil GOLD™ C18 2.1 x 150 mm, 5 µm
Concentration Column:	Hypersil GOLD C18 2.1 x 20 mm, 12 µm
Mobile Phase A:	1 mM ammonium formate, 0.05% formic acid in water
Mobile Phase B:	1 mM ammonium formate, 0.05% formic acid-methanol
Gradient (for analysis):	5% B (1.5 min) to 90% B (in 10 min) to 90% B (5 min hold)
Injection Volume:	0.5 mL
Flow:	0.2 mL/min
Column Temperature:	40 °C

### MS: Thermo Scientific TSQ Quantum

Ionization Mode:	Positive ESI
Spray Voltage:	4500 V
Sheath Gas:	50
AUX Gas:	20
Sweep Gas:	0
Capillary Temperature:	360 °C
Skimmer Offset:	7 V
Scan Time:	0.1 sec/SRM transition
Collision Gas Pressure:	Argon, 1.2 mTorr
Mass Resolution (FWHM):	Q1 & Q3 0.7 Da

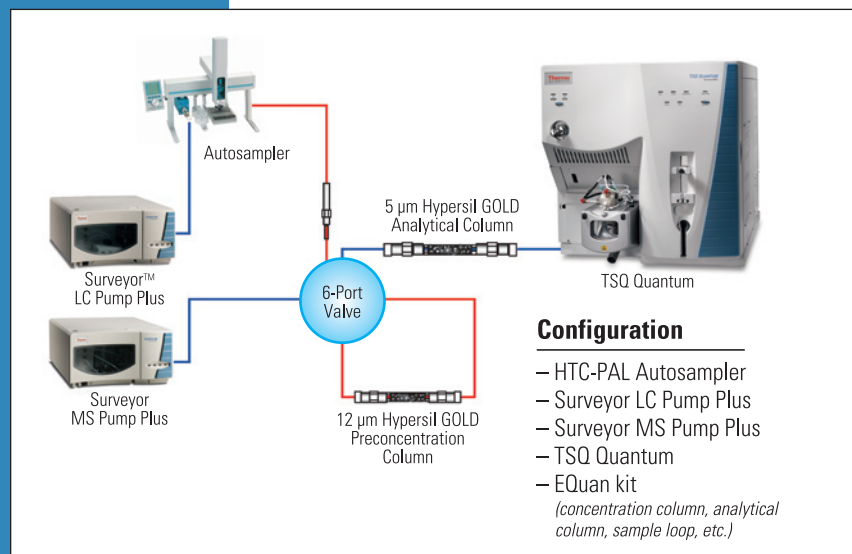


Figure 1: EQuan system schematic

The following application note presents a quantitative analysis of sulfonamide antibiotics using EQuan. These compounds are used widely as anti-inflammatory medications for humans and livestock, and have recently become compounds of interest to regulatory agencies worldwide. Figure 2 shows the library spectra and chemical structures for the nine sulfonamide antibiotics used in this experiment.

### SRM Conditions

$m/z$ 251.07	→ 156.0 at 17 eV (sulfadiazine)
$m/z$ 254.07	→ 156.0 at 16 eV (sulfamethoxazole)
$m/z$ 265.08	→ 156.0 at 18 eV (sulfamerazine)
$m/z$ 268.08	→ 156.0 at 14 eV (sulfisoxazole)
$m/z$ 279.10	→ 186.0 at 19 eV (sulfadimidine)
$m/z$ 281.08	→ 156.0 at 18 eV (sulfamethoxypyridazine)
$m/z$ 281.08	→ 156.0 at 18 eV (sulfamonomethoxine)
$m/z$ 301.08	→ 156.0 at 17 eV (sulfaquinoxaline)
$m/z$ 311.09	→ 156.0 at 19 eV (sulfadimethoxine)

## Results and Discussion

### Standard Sample Results

It was possible to detect all of the target compounds at a concentration of 1.0 ppt using the EQUAN system (Figure 3). Furthermore, linearity was obtained over the range of 0.5 to 100 ppt (Figure 4).

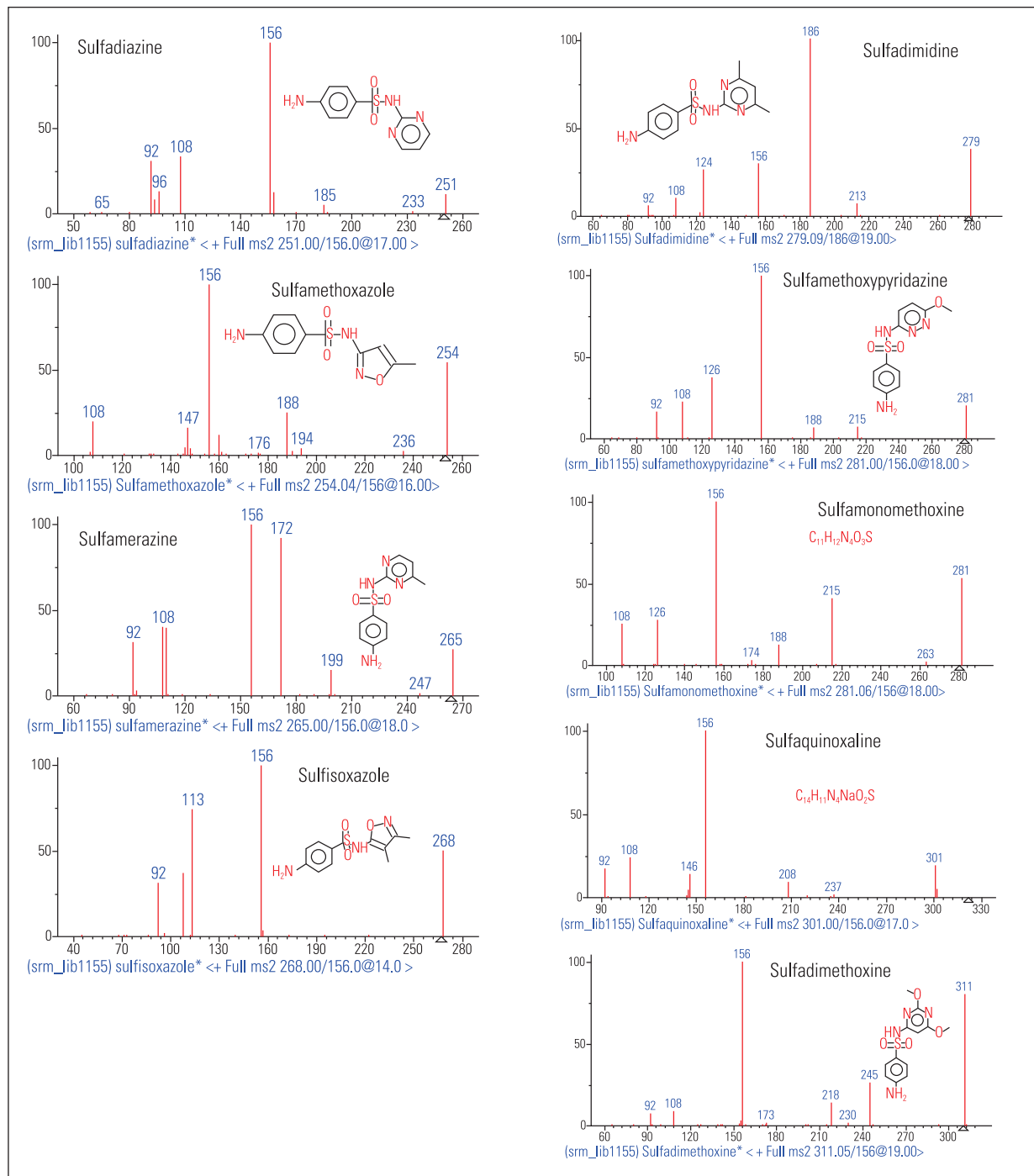


Figure 2: Product ion spectra (from MS/MS library)

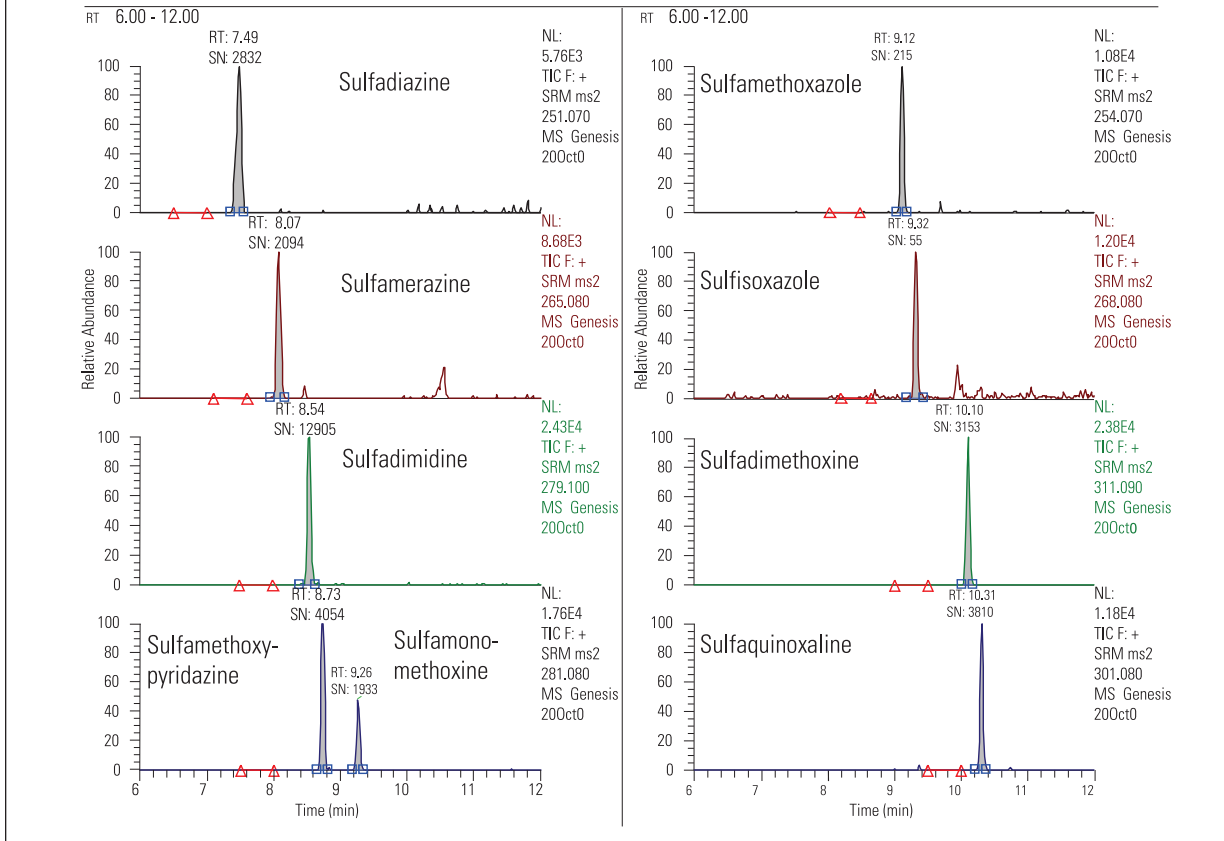


Figure 3: SRM chromatogram of 1.0 ppt standard samples. Signal-to-noise (S/N) value shown above each peak. △-△ on each chromatogram shows noise range for calculating S/N.

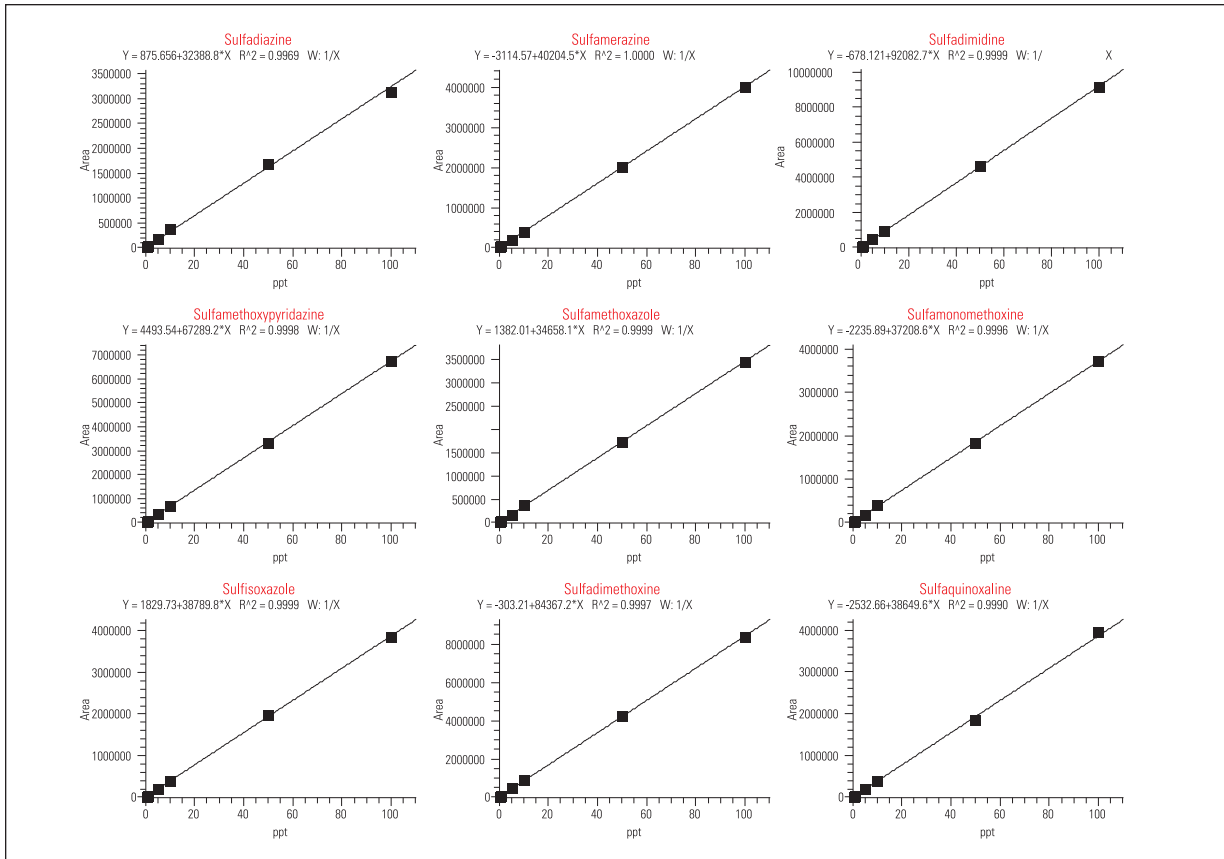


Figure 4: Calibration curves

## River Sample Assay Results

In the measurement of the river water, sulfamethoxazole was detected at a concentration of 12.3 ppt and four other components were detected at concentrations of about 1 ppt or less (Figure 5).

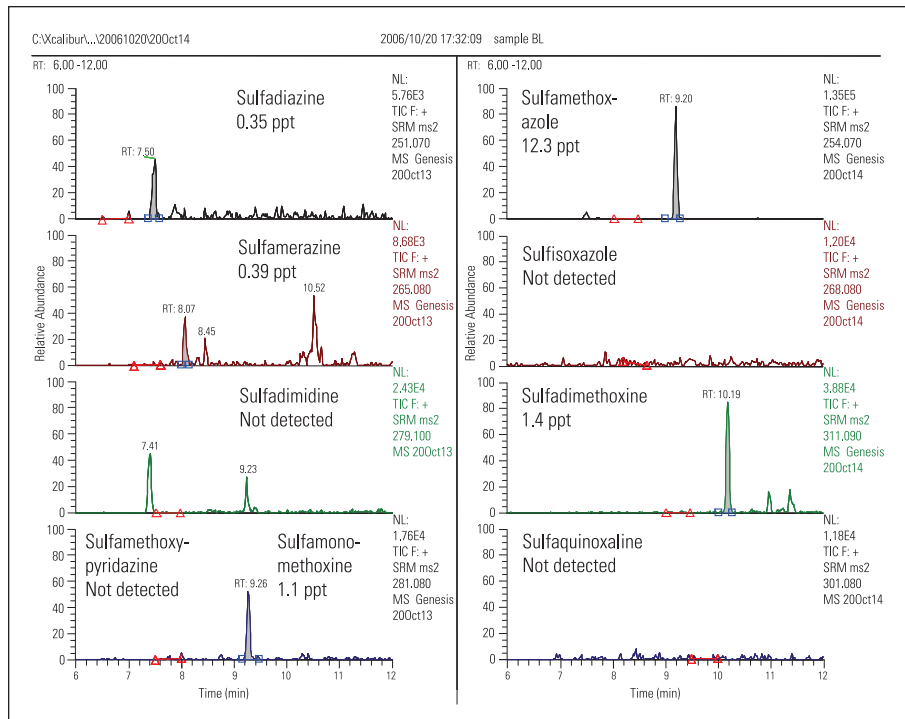


Figure 5: SRM chromatogram of river samples. Signal-to-noise (S/N) value shown above each peak. △-△ on each chromatogram shows noise range for calculating S/N.

Compound	Concentration in river water sample (ppt)	1.0 ppt spiked samples (n = 4)		
		Concentration in spiked samples (ppt)	Recovery rate (%)	CV (%)
Sulfadiazine	0.35	1.19	84	10.4
Sulfamerazine	0.39	1.13	73	5.1
Sulfadimidine	NF	0.98	98	11.3
Sulfamethoxypyridazine	NF	0.87	87	7.1
Sulfamethoxazole	12.35	19.35*	70	2.8
Sulfamonomethoxine	1.11	1.85	74	3.3
Sulfisoxazole	NF	0.95	95	8.5
Sulfadimethoxine	1.42	2.19	77	1.4
Sulfaquinoxaline	NF	0.85	85	3.3

\* The spiking concentration was set at 10 ppt because sulfamethoxazole was detected in the river water samples at concentrations higher than 10 ppt.

Table 1: River water and spiked sample assay results and reproducibility

### Legal Notices

©2008 Thermo Fisher Scientific Inc. All rights reserved. All trademarks are the property of Thermo Fisher Scientific Inc. and its subsidiaries. This information is presented as an example of the capabilities of Thermo Fisher Scientific Inc. products. It is not intended to encourage use of these products in any manner that might infringe the intellectual property rights of others. Specifications, terms and pricing are subject to change. Not all products are available in all countries. Please consult your local sales representative for details.

View additional Thermo Scientific LC/MS application notes at: [www.thermo.com/appnotes](http://www.thermo.com/appnotes)

The mixed standard sample was spiked in the river water samples at the concentration of 1.0 ppt (except for Sulfamethoxazole, which was spiked at 10 ppt) and the samples were analyzed. A good recovery rate of 70% to 98% was obtained for each of the compounds. Furthermore, reproducibility for all replicates was 11% or less for the spiked samples (see Table 1).

## Conclusion

With the EQUAN online concentration analysis system, it was possible to measure the sulfonamide antibiotics that were present in the river water samples at low concentrations quickly and accurately.

In addition to these offices, Thermo Fisher Scientific maintains a network of representative organizations throughout the world.

**Africa**  
+43 1 333 5034 127

**Australia**  
+61 2 8844 9500

**Austria**  
+43 1 333 50340

**Belgium**  
+32 2 482 30 30

**Canada**  
+1 800 530 8447

**China**  
+86 10 8419 3588

**Denmark**  
+45 70 23 62 60

**Europe-Other**  
+43 1 333 5034 127

**France**  
+33 1 60 92 48 00

**Germany**  
+49 6103 408 1014

**India**  
+91 22 6742 9434

**Italy**  
+39 02 950 591

**Japan**  
+81 45 453 9100

**Latin America**  
+1 608 276 5659

**Middle East**  
+43 1 333 5034 127

**Netherlands**  
+31 76 579 55 55

**South Africa**  
+27 11 570 1840

**Spain**  
+34 914 845 965

**Sweden/Norway/Finland**  
+46 8 556 468 00

**Switzerland**  
+41 61 48784 00

**UK**  
+44 1442 233555

**USA**  
+1 800 532 4752

[www.thermo.com](http://www.thermo.com)



Thermo Fisher Scientific, San Jose, CA USA is ISO Certified.

AN62734\_E 09/08M