

Recommended Protocols for Enhanced Matrix Removal - Lipid

Technical Overview

Introduction

QuEChERS and protein precipitation are widely accepted and adopted sample prep methods in the food market as well as many others. Removal of lipids is highly desirable as they diminish method performance and instrument lifetime by introducing interferences, depositing in the analytical flow path, and causing matrix effects in mass spectrometry.

The need for lipid removal is well understood, but current methods often sacrifice analyte recovery, removing some of your target analytes along with the lipids.

Now, you do not have to choose between lipid removal and analyte recovery, because Bond Elut QuEChERS Enhanced Matrix Removal-Lipid delivers the most complete lipid removal and analyte recovery of any sample prep product.

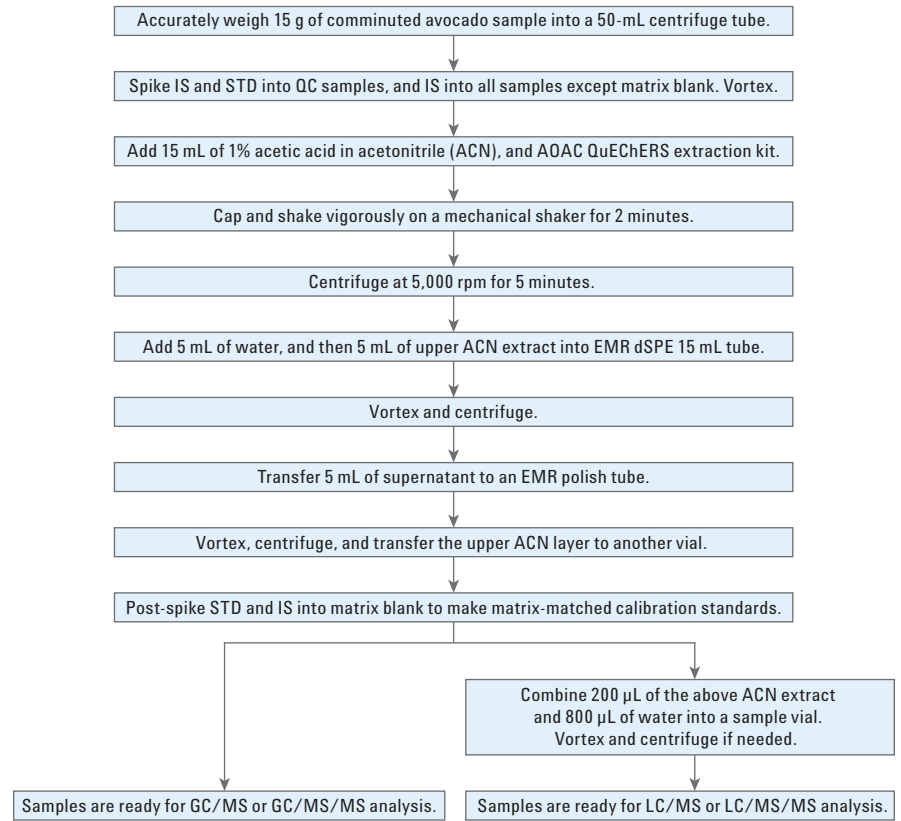
Enhanced Matrix Removal-Lipid (EMR-Lipid), unlike any other type of sample prep, is a unique sorbent that selectively removes lipids in complex matrices, so you can remove lipids without losing your analytes.

In addition, EMR-Lipid uses a convenient dispersive solid phase extraction (dSPE) format, allowing you to simply drop it into your current sample preparation workflow. The innovative EMR-Lipid technology efficiently removes lipids from a wide range of samples using a single sorbent material, regardless of the sample fat content.

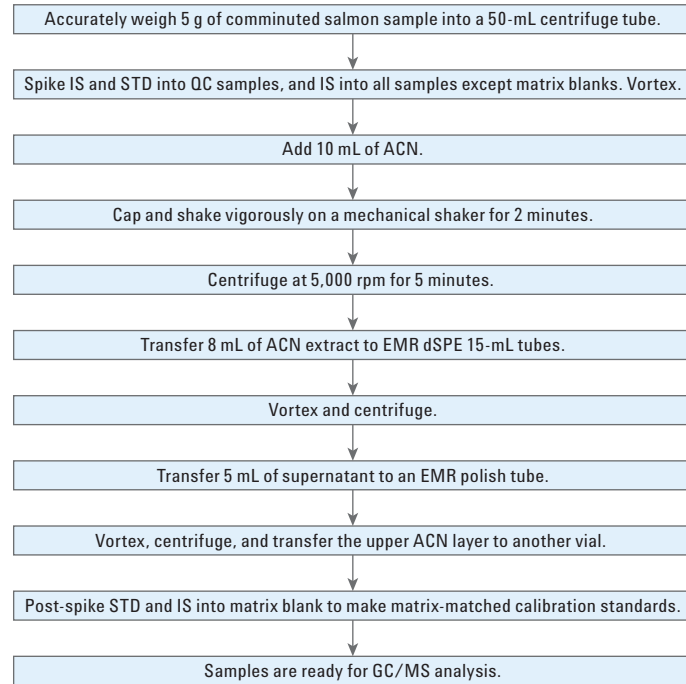
Standard protocols will eliminate the need for extensive method development previously needed to handle samples with fatty matrices. Predefined protocols also lessen the need for rigorous training and documentation, reducing complexity and streamlining lab productivity to reduce operating costs.



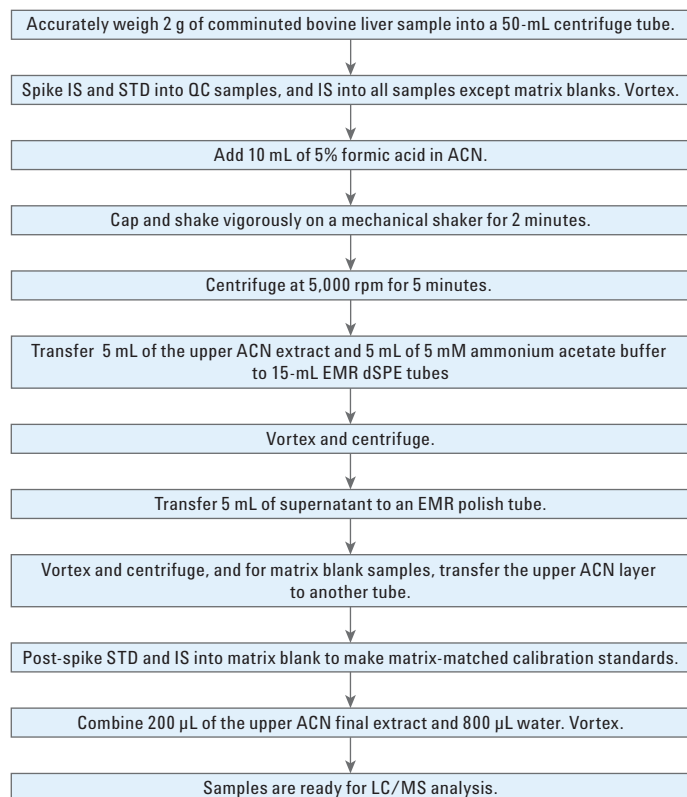
QuEChERS-EMR Protocol for Multiresidue Analysis of Pesticides in Avocado



EMR Modified Protocol for Analysis of PAHs in Salmon



PPT-EMR Protocol for Multiresidue Analysis of Vet Drugs in Bovine Liver



www.agilent.com/chem

Agilent shall not be liable for errors contained herein or for incidental or consequential damages in connection with the furnishing, performance, or use of this material.

Information, descriptions, and specifications in this publication are subject to change without notice.

© Agilent Technologies, Inc., 2015
Printed in the USA
July 10, 2015
5991-6057EN



Agilent Technologies